



Rabbit Identification

Animal Identification

4-H members (Grades 3 – 12) must identify all Rabbits in the 4-H Online system by the species deadline or earlier county deadline if applicable to be eligible for exhibition.

- Rabbits must be entered into 4-H Online no later than May 15.


Animal Identification in 4-H Online


Please complete the following steps to identify your livestock in the 4-H Online system.

- Login to your family profile at: <https://v2.4honline.com> using your family email address and password associated with your 4-H enrollment record.
 - If you have forgotten your password, please use the 'Reset password' option on the 4-H Online login page, and you will be sent a new temporary password.
 - If you have forgotten your family email address or turned in a paper 4-H enrollment form, please contact your local Purdue Extension Office for assistance.
- Click View next to the Member's record for whom you would like to add an animal



Member List
Family
Events
Credit Cards

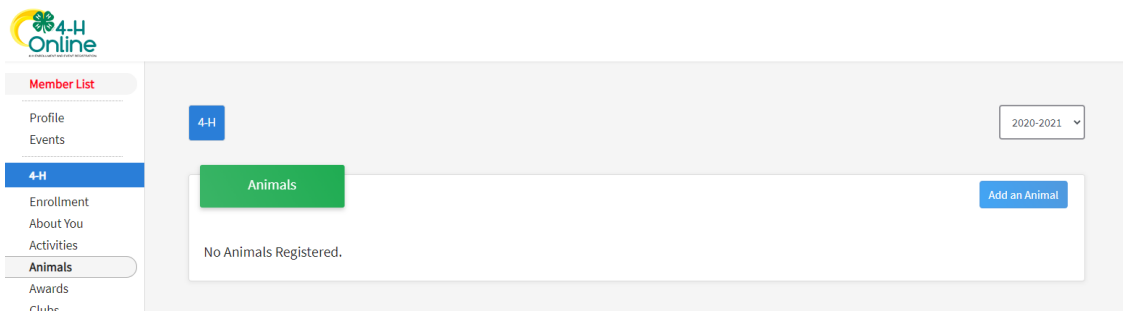

Boilermaker
dhgo500@yahoo.com
1798 S CHIGGER HOLLOW EAST DR
CRAWFORDSVILLE, IN 47933-9473
765-494-8437
Training County



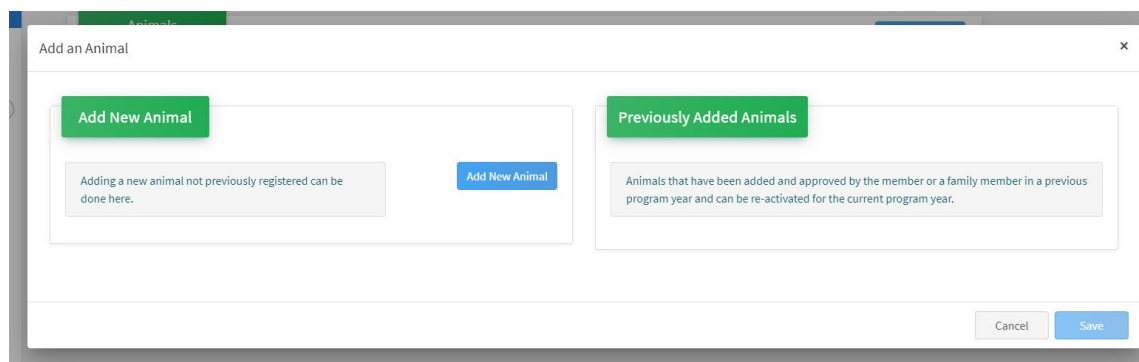
Member		Programs
Amelia Boilermaker #323606 Feb 16, 2011	View	4-H ClubMember - Approved Enrolled for 2020-2021 program year
Andy Boilermaker #325892 Feb 5, 1992	View	4-H Volunteer - Approved Volunteering for 2020-2021 program year Trainings Complete
Angie Boilermaker #324615 May 9, 1989	View	4-H Volunteer - Declined Volunteer Application Rejected Trainings Complete
Caleb Boilermaker #328020 Nov 17, 2014	View	4-H ClubMember - Incomplete Continue Enrollment
Chance Boilermaker #325891 Mar 1, 2011	View	4-H ClubMember - Approved Enrolled for 2020-2021 program year



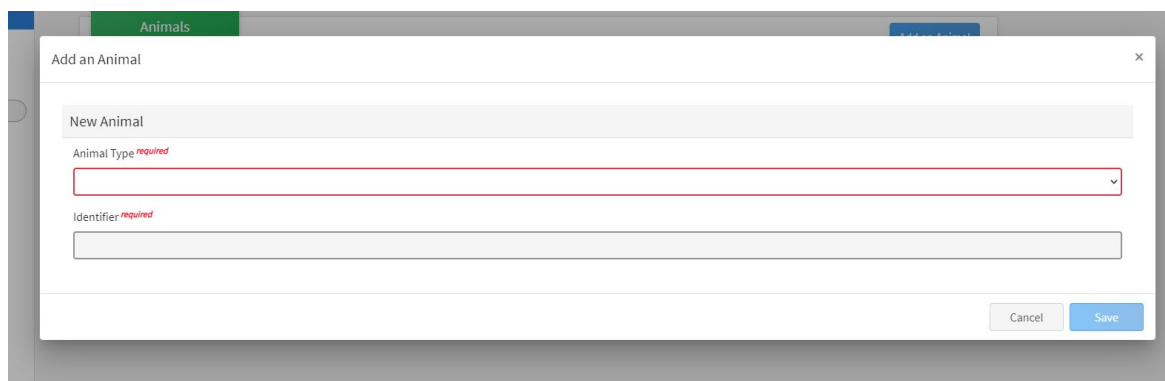
3. Click Animals in the navigation panel
4. Click the blue Add an Animal button.



5. Click on Add New Animal to start adding a new animal.



6. Select the appropriate Rabbit animal type from the dropdown menu.
 - a. Rabbit Meat Classes
 - b. Rabbit- 4 Class
 - c. Rabbit 6 Class
7. Enter the required Tattoo,
8. Click Save.



9. Read the on-screen instructions for Animal ID requirements for County Fair and Indiana State Fair Exhibition.
10. Click on the button "Show Questions" after reading the instructions
11. Required fields are indicated, but be sure to complete all other visible fields as applicable.
12. Click next once completed.

13. Review the entered information. Use the Back button at the bottom of the page to return to the previous screen to make corrections if needed.
14. Once the entered information is correct and reviewed, click the Submit button.
15. The animal information will display on the screen with the status, created, modified and submitted date and time stamp (local time). You will also receive a confirmation email upon submission.
16. To add more animals for the same member repeat steps 3-15. To add animals for another member return to the Member List and View another member.

****Note**** Members are able to edit Animal ID information until the species-specific Animal ID deadline of **May 15th**. Click on the Animals tab from your account at any time to view the status for all of the animals for a member in the family.

Family Enrollment of Animals

Animals are automatically co-enrolled within the same family (Siblings and stepsiblings). The animals may be identified under a single 4-H member in 4-H Online and be exhibited by a different sibling listed in the same family profile. With this capability in 4-H Online, animals do not need to be entered under each 4-H member in the family. The exhibit management program will allow a member to select to exhibit any animal identified by the family in 4-H Online. It is suggested that at least 1 animal be identified by each member enrolled in the project.

Rabbit Information

Glossary of Terms/Breed Listing

Author: Mark Mains, Extension Specialist for 4-H Youth Development



There are a number of high quality websites available to those youth and adults looking for more information on obtaining, raising and showing rabbits. This factsheet has been prepared to answer some commonly asked questions as well as provide a glossary of commonly used terminology.

Rabbit “Divisions” – 4 Class and 6 Class Breeds**

Rabbit breeds are divided into two broad categories called 4 class and 6 class breeds. This terminology is based on how rabbits are exhibited at competitive shows. Smaller rabbit breeds are divided into four show classes (Junior Male/Junior Female/Senior Male/Senior Female) while larger rabbit breeds are divided into six show classes (Junior Male/Junior Female/Intermediate Male/Intermediate Female/Senior Male/Senior Female). Below is a list of commonly breeds and how they are divided into these divisions.

**This may not represent the complete list of rabbit breeds at a show. When in doubt, please consult your rabbit judge for final arbitration.

The following information was obtained from: <http://www.rexrabbitsusa.com/breedreview.htm>

4 Class Breeds	
<ul style="list-style-type: none"> American Fuzzy Lop American Sable Belgian Hare Britannia Petite Dutch Dwarf Hotot English Angora English Spot Florida White French Angora Harliquin Havana Himalayan Holland Lop Jersey Wooly 	<ul style="list-style-type: none"> Lilac Lionhead Mini Lop Mini Rex Mini Satin Netherland Dwarf Polish Rex Rhinelander Satin Angora Standard Chinchilla Silver Silver Marten Tan Thrianta 
6 Class Breeds	
<ul style="list-style-type: none"> American American Chinchilla Beveren Blanc de Hotot Californian (smallest) Champagne d' Argent Checkered Giant Cinnamon Creme d' Argent 	<ul style="list-style-type: none"> English Lop Flemish Giant (largest) French Lop (smallest) Giant Angora (largest) Giant Chinchilla New Zealand Palomino Satin Silver Fox

Glossary of Terms

- **4-Class Rabbits**--All breeds that have an ideal weight of nine pounds or less, consisting of Junior and Senior classes
- **6-Class Rabbits**--All breeds that have an ideal weight of nine pounds and over, consisting of Junior, Intermediate (6/8), and Senior classes
- **Best in Show (BOS)**--A rabbit that stands out by comparison as an excellent representative for the breed. This rabbit came closer to meeting the guidelines of the Standard of Perfection better than any other breed shown at that show
- **Best of Breed (BOB)**--A rabbit that overall has the best type representing the breed by comparison in that breed
- **Best Opposite Sex of Breed (BOSB)** --A rabbit of the opposite sex from the Best of Breed rabbit that displays the best overall type for the breed by comparison in that breed
- **Best Opposite Sex of Variety (BOSV)** --A rabbit of the opposite sex from the Best of Variety rabbit that displays the best overall variety. This rabbit, depending on breed, is eligible to compete for Best Opposite of Breed
- **Best of Variety (BOV)** --A rabbit that has won overall for its variety. This rabbit, depending on breed, is eligible to compete for Best of Breed
- **Broken**--A rabbit that has any recognized breed color in combination with white and that carries the breed pattern
- **Class**--Age at which the rabbit is shown: Junior, Intermediate, Senior
- **DQ (disqualification)**--One or more deformities or blemishes that renders the rabbit ineligible for competition and/or registration. (DQs can correct themselves. For example, rabbits can be disqualified for a broken tooth, abscesses, under/over weight, ear/fur mites, etc.--all of which are conditions that the rabbit can move past.)
- **Faking**--Altering the appearance of the rabbit, such as dying toenails, plucking stray white hairs, etc.
- **Faults**--Imperfections within the breed or variety. A fault is a condition that's not serious enough for a DQ., such as long in type, flat, molting, etc.
- **Intermediate**--A rabbit between six and eight months of age in the heavy weight breeds, known as 6-class animals
- **Junior**--A rabbit under six months of age
- **Molt**--Act or process of shedding or changing fur. A rabbit's baby fur is shed at approximately two months and the first prime coat fur is fully developed at between four to six months of age
- **Pedigree**--A written record of a rabbit's lineage for three generations that contains the rabbit's birthday, variety, and ear number
- **Registration**--The official recording of a rabbit and its pedigree that has been approved by a licensed registrar
- **Senior**--A rabbit over six months of age for 4-class rabbits and over eight months of age for 6-class rabbits
- **Solid**--A rabbit that basically carries the breed color throughout its entire body. This can include selfs, shaded selfs, ticked, wide banded, agouti, pointed whites, etc.
- **Variety**--The color the rabbit is. For example, black, opal, broken, etc.

The above information was obtained from: <http://www.rabbitweb.net/show-terms.asp>

